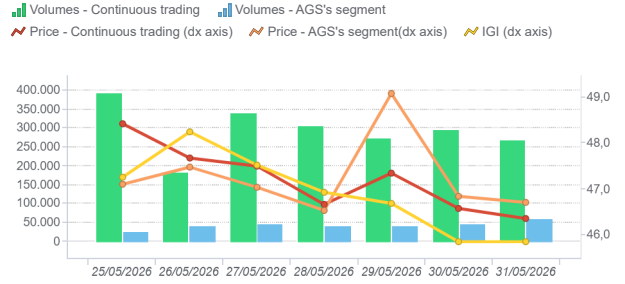


Day-Ahead Gas Market (MGP-GAS)

	Average price (€/MWh)	Change Price	Minimum price	Maximum price	Total Volumes (MWh)	Volumes change	Daily product	WE Product	WD Product
Continuous trading	47,08	-5,8%	44,60	51,00	2.051.928	4,2%	1.289.136	757.896	4.896

	Average price (€/MWh)	Change price	Minimum price	Maximum price	Total Volumes (MWh)	Volumes change	Purchases SRG (MWh)	Sales SRG (MWh)
AGS's segment	47,25	-6,1%	46,52	49,09	292.200	-21,1%	275.448	60.432

MGP - Volumes (MWh) and Price (€/MWh)

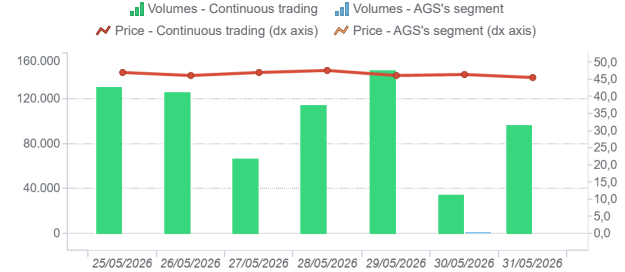


Intra-Day Gas Market (MI-GAS)

	Average price (€/MWh)	Change Price	Minimum price	Maximum price	Total Volumes (MWh)	Volumes change
Continuous trading	46,58	-6,5%	45,00	48,49	709.368	30,1%

	Average price (€/MWh)	Change price	Minimum price	Maximum price	Total Volumes (MWh)	Volumes change	Purchases SRG (MWh)	Sales SRG (MWh)
AGS's segment					0		0	0

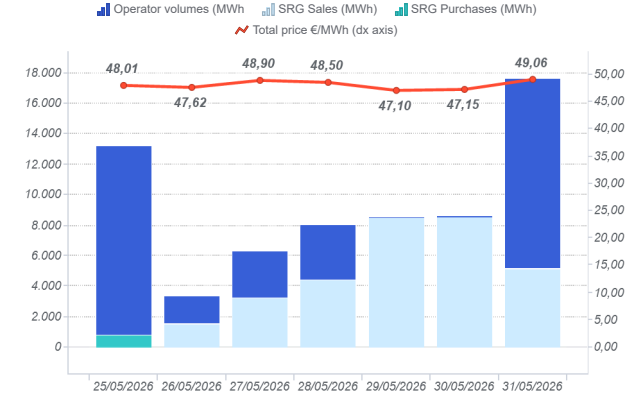
MI - Volumes (MWh) and Price (€/MWh)



Market for the trading of gas stored (MGS-GAS)

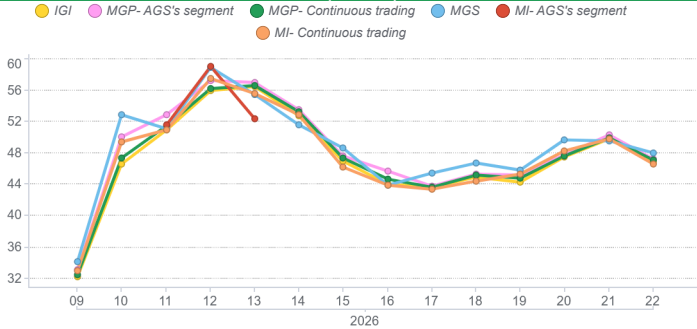
	Week 21	Week 22
Price €/MWh (1)		
Snam Stoccaggio (Stogit Adriatica)		
Snam Stoccaggio (Stogit)	49,53	48,05
Total	49,53	48,05
Volumes MWh		
Snam Stoccaggio (Stogit Adriatica)	0	0
Snam Stoccaggio (Stogit)	58.135	65.279
Totale	58.135	65.279
SRG. Activity MWh		
Purchases	11.131	702
Balancing (2)	11.131	702
Other purchases (3)		
Sales	9.208	30.961
Balancing (2)	9.208	30.961
Other purchases (3)		

Market for the trading of gas stored (MGS-GAS)

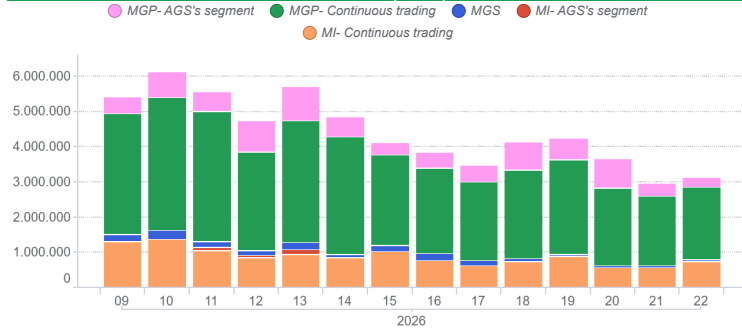


1) The Total price is calculated as a weighted average price for the total volumes exchanged in each storage system.
 2) To securely manage any expected deviations between overall network injections and withdrawals pursuant to Art. 2.5 of Annex A, AEEGSI's Resolution 312/2016/R/gas
 3) Stored gas trades by Snam Rete Gas (SRG) not included in "Balancing"

Prices (€/MWh)



Volumes (MWh)



Forward Gas Market (MT-GAS)

Prodotto	Minimum price (€/MWh)	Maximum price (€/MWh)	Check price*	Check price change (%)	Trades	Volumes (MWh/g)	OTC Registrations	OTC Volumes	Volumes Tot	Change %	Open position (MWh)*	Open position (MWh/g)*
BoM-2026-05			44,86	-0,3%	0,00	0,00	0,00	0,00	0,00	0,0%	0,00	0,00
M-2026-06			51,85	0,0%	0,00	0,00	0,00	0,00	0,00	0,0%	0,00	0,00
M-2026-07			46,11	-9,4%	0,00	0,00	0,00	0,00	0,00	0,0%	0,00	0,00
M-2026-08			49,45	-9,6%	0,00	0,00	0,00	0,00	0,00	0,0%	0,00	0,00
Q-2026-03			48,46	-9,5%	0,00	0,00	0,00	0,00	0,00	0,0%	0,00	0,00
Q-2026-04			44,47	-12,1%	0,00	0,00	0,00	0,00	0,00	0,0%	0,00	0,00
Q-2027-01			47,26	-8,3%	0,00	0,00	0,00	0,00	0,00	0,0%	0,00	0,00
Q-2027-02			37,75	-6,7%	0,00	0,00	0,00	0,00	0,00	0,0%	0,00	0,00
WS-2026/2027			46,94	-11,5%	0,00	0,00	0,00	0,00	0,00	0,0%	0,00	0,00
SS-2027			37,19	-6,5%	0,00	0,00	0,00	0,00	0,00	0,0%	0,00	0,00
CY-2027			39,13	-6,8%	0,00	0,00	0,00	0,00	0,00	0,0%	0,00	0,00
BoM-2026-06			51,49		0,00	0,00	0,00	0,00	0,00	0,0%	0,00	0,00
M-2026-09			49,67		0,00	0,00	0,00	0,00	0,00	0,0%	0,00	0,00

*Referred to the last session of the week